

People Pro Payroll User Interface Comparison

Below are screen shots of some commonly accessed areas within the system, comparing the previous user interface to the refreshed user interface.

I. Home Screen Configuration

Your home screen will stay the same. If you navigate to another area you can still click the company logo on the top left hand corner of your screen to come back to the home page.

Example:

Pay Statements Previous User Interface

#	Type	Pay Date	Pay Period Start	Pay Period End	Gross	Check	Direct Deposit	Net Payment
	Historical	10/14/2015	08/25/2015	10/10/2015	\$4,500.00	\$3,700.00	-	\$3,700.00
Totals					\$4,500.00	\$3,700.00	-	\$3,700.00

Pay Statements Refreshed User Interface

#	TYPE	PAY DATE	PAY PERIOD START	PAY PERIOD END	GROSS	CHECK	DIRECT DEPOSIT	NET PAYMENT
4	Regular	10/16/2015	09/27/2015	10/10/2015	\$2,000.00	\$1,388.61	-	\$1,388.61
Totals					\$2,000.00	\$1,388.61	-	\$1,388.61

II. Top Bar Menu Navigation

Along the top of your screen are menus. When you click on the menu heading it will now open drawers that will remain fixed while you are navigating through the items.

Previous User Interface



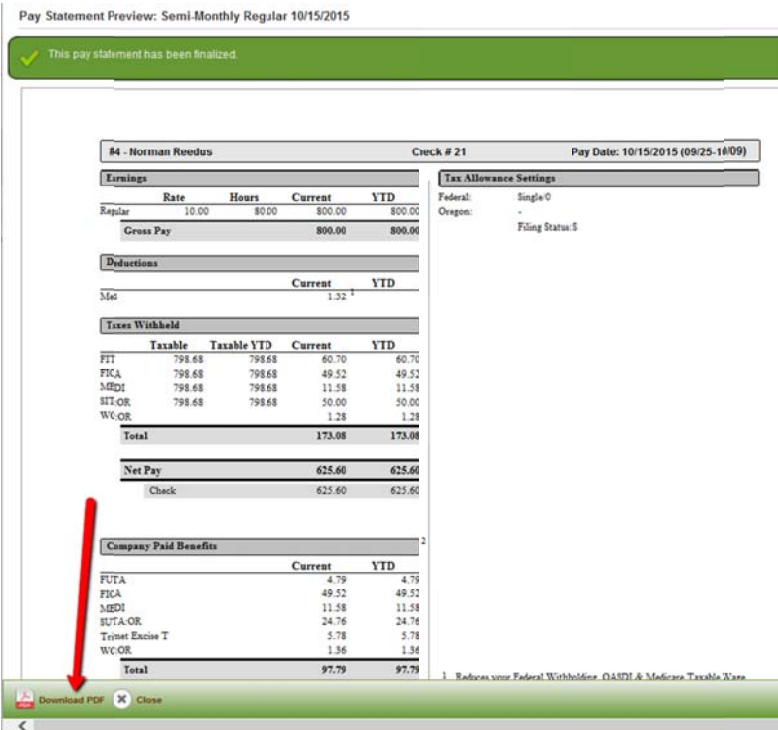
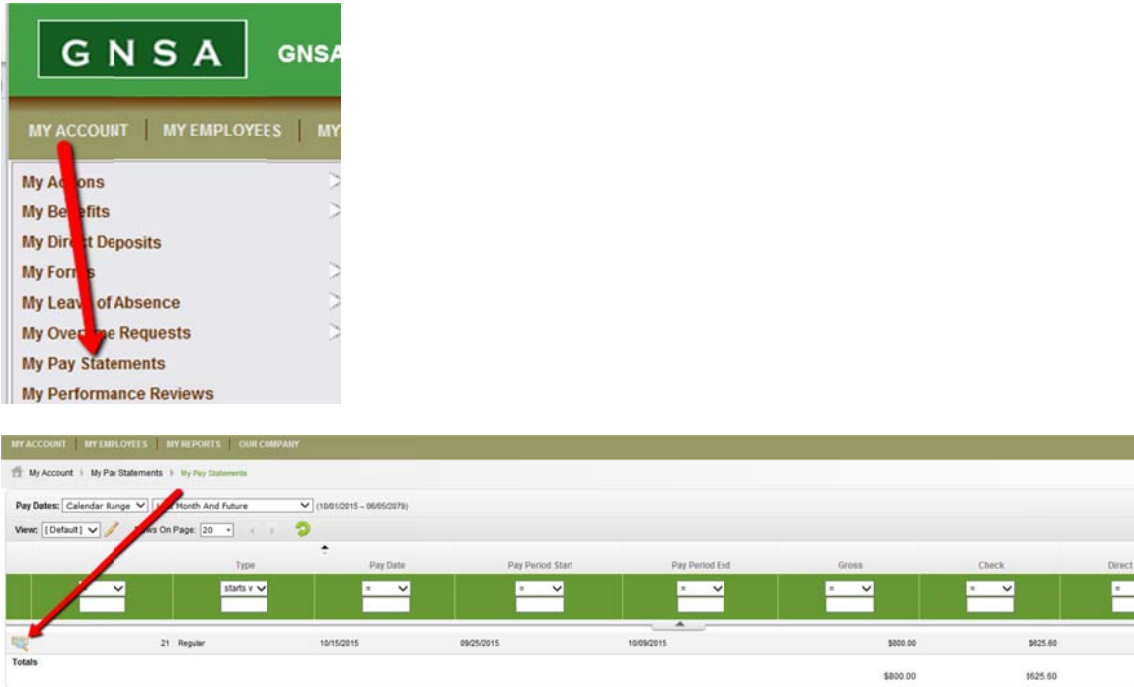
Refreshed User Interface



III. Viewing and Printing Pay Statements

There have been no changes in how to navigate to your pay statement, except for a new look.

Previous User Interface



Refreshed User Interface

GNSA GNSA Training Company

My Account My Reports

- My Benefits
- My Direct Deposits
- My Forms
- My Pay Statements
- My Profile

Home My Account My Pay Statements

Pay Statements: 10/16/2015 - 10/16/2015

#	TYPE	PAY DATE	PAY PERIOD START	PAY PERIOD END	GROSS	CHECK	DIRECT DEPOSIT	NET PAYMENT
1	Regular	10/16/2015	10/13/2015	10/16/2015	960.00	870.29		870.29
Totals					960.00	870.29		870.29

Pay Statement Preview: Regular 10/16/2015 [402628.1]

This pay statement has been finalized.

#2323 - Wile E. Coyote Check # 5 Pay Date: 10/16/2015 (09/27-10/16/2015)

Earnings:

Rate	Hours	Current	YTD
Regular	12.00	\$0.00	960.00
Gross Pay		960.00	960.00

Taxes Withheld

Taxable	Taxable YTD	Current	YTD
FIT	960.00	960.00	112.99
FICA	960.00	960.00	59.52
MEET	960.00	960.00	13.92
SIT OR	960.00	960.00	67.00
WC OR		1.28	1.28
Total		264.71	264.71
Net Pay		705.29	705.29
Check		705.29	705.29

Company Paid Benefits

	Current	YTD
FUTA	57,681.76	57,681.76
FICA	59.52	59.52
MEET	13.92	13.92
Trinet Expense T	6.95	6.95
WC OR	1.36	1.36
Total	57,681.76	57,681.76

¹ For information purposes only. No effect on your net pay.

GNSADemoTest 6915 SW Macadam Ave, Portland, OR 97219

GNSADemoTest
6915 SW Macadam Ave
Portland, OR 97219

Check Date: 10/16/2015
Check #: _____

Pay To The
Order Of: **Wile E. Coyote**
Amount: **Seventy-Fifteen Dollars and 29/100 Cents** \$ 705.29

DOWNLOAD PDF

IV. Tools Menu

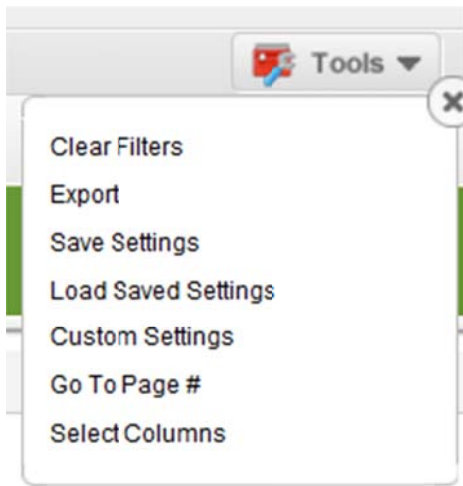
You may be familiar with the Tools bar on the right hand side of the screen, which you can use to access additional functionality and print/save reports. These functions have been broken out in the Refreshed User Interface to make it easier for you to access commonly used actions.

Previous User Interface

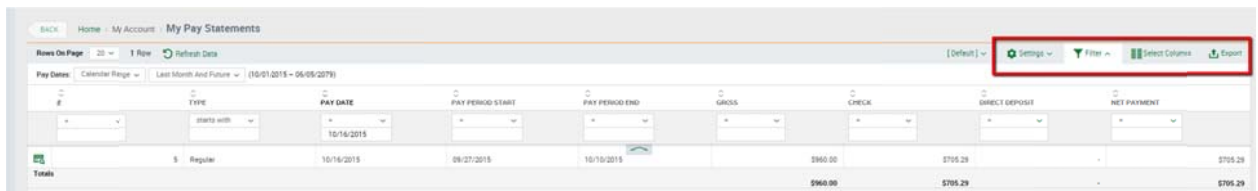


The screenshot shows a table with columns: #, Type, Pay Date, Pay Period Start, Pay Period End, Gross, Check, Direct Deposit, and Net Payment. A red arrow points to a 'Tools' button in the top right corner.

#	Type	Pay Date	Pay Period Start	Pay Period End	Gross	Check	Direct Deposit	Net Payment
21	Regular	10/15/2015	09/29/2015	10/09/2015	\$800.00	\$625.60	-	\$625.60
Totals					\$800.00	\$625.60	-	\$625.60



Refreshed User Interface



The screenshot shows a table with columns: #, TYPE, PAY DATE, PAY PERIOD START, PAY PERIOD END, GROSS, CHECK, DIRECT DEPOSIT, and NET PAYMENT. A red box highlights the 'Settings', 'Filter', 'Select Columns', and 'Export' buttons in the top right corner.

#	TYPE	PAY DATE	PAY PERIOD START	PAY PERIOD END	GROSS	CHECK	DIRECT DEPOSIT	NET PAYMENT
5	Regular	10/16/2015	09/27/2015	10/10/2015	\$960.00	\$705.29	-	\$705.29
Totals					\$960.00	\$705.29	-	\$705.29